



Registry Operator's MONTHLY REPORT

October 2001

Prepared: November 15, 2001

**VeriSign Global Registry Services
21345 Ridgetop Circle
Dulles, VA 20166-6503**

VeriSign Registry Monthly Report – October 2001

As required by the ICANN/VeriSign Registry Agreements (Section 8 for .com; Section 3.15 for .net and .org), this report provides an overview of VeriSign Registry activity through the end of the reporting month. The information is primarily presented in table and chart format with text explanations as deemed necessary. The information is provided in the order as listed in *Appendix T* of the Registry Agreements. Pursuant to the agreements, "...items 5 - 12 shall be kept confidential by ICANN until three months after the end of the month to which the report relates."

Information is organized as follows:

1.	Accredited Registrar Status	3
	Table 1 – Accredited Registrar Status – October 31, 2001	3
2.	Service Level Agreement Performance	3
	Table 2 – Service Level Agreement Performance –October 2001	3
3.	TLD Zone File Access Activity	4
	Table 3 – gTLD Zone File Access Activity October 2001	4
4.	Completed SRS Software Releases	4
	Table 4 – Completed Shared Registration System Releases.....	4
5.	Domain Names Under Sponsorship – Per Registrar	5
6.	Name Servers Registered – Per Registrar	5
7.	Domain Names Registered by Registry Operator	5
8.	Whois Service Activity	5
	Table 5 – Total Monthly “Whois” Queries (millions)	5
9.	Monthly Growth Trends	5
	Table 6 – Total Monthly Domain Name Transaction Trend by Category	6
	Table 7 –Total Monthly Name Server Transactions by Category	6
10.	Total Number of Transactions by Subcategory by Month	6
	Table 8 – Total Monthly Domain Name Write Transactions by Subcategory	6
	Table 9 – Total Monthly Name Server Write Transactions by Subcategory	7
11.	Average Daily Transaction Range (In Millions)	7
	Figure 1 – Average Daily Transaction Range.....	7
12.	TLD Geographical Registrations Distribution	7
13.	Other Information	8
	Table 10 – Total Monthly Transactions by Category (In Millions).....	8
	Figure 2 – Total Transactions by Month.....	9
	Figure 3 – TLD Registrations Distribution –October 31, 2001	9

VeriSign Registry Monthly Report – October 2001

1. Accredited Registrar Status

Table 1 displays the current number and status of the ICANN accredited registrars. The registrars are grouped into three categories:

1. **Operational Registrars:** Those who have authorized access into the Shared Registration System (SRS) for processing domain name registrations.
2. **Registrars In The Ramp-Up Period:** Those who have received a password to access the Registry operational test and evaluation (OT&E) environment. The OT&E environment is provided to allow registrars to develop and test their systems with the SRS.
3. **Registrars In The Pre-Ramp-Up Period:** Those who have been sent a welcome letter from the VeriSign Registry but have not yet executed the Registry Confidentiality Agreement and/or have not yet submitted a completed Registrar Information Sheet. In most cases registrars are sent welcome letters via overnight express mail on the same day accreditation notification is received from ICANN.

Table 1 – Accredited Registrar Status – October 31, 2001

Status	# of Registrars
Operational Registrars	96
Registrars In Ramp-Up Period	40
Registrars In Pre-Ramp-Up Period	34
Total	170

2. Service Level Agreement Performance

Table 2 compares Service Level Agreement (SLA) Requirements with Actual Performance for the reporting month. As required by the ICANN/VeriSign Registry Agreements (Section 21 for .com; Section 3.3 for .net and .org), the VeriSign Registry is committed to provide service levels as specified in Appendix D of the agreements and to comply with the requirements of the SLA in Appendix E of the agreements. The SLA is incorporated into the VeriSign Registry Registrar Agreement that is executed with all operational registrars. **Note:** *The SLA permits two 12-hour windows per year to perform major upgrades.*

Table 2 – Service Level Agreement Performance –October 2001

Metric	SLA Requirement	Actual Performance
Total outage	8 hours	3 hours 46 minutes
Unplanned outage	4 hours	0 hours 00 minutes
Check domain average	3 seconds	.04 seconds
Add domain average	5 seconds	.05 seconds

VeriSign Registry Monthly Report – October 2001

3. TLD Zone File Access Activity

Table 3 summarizes the zone file access activity for the current reporting month. As required by the ICANN/VeriSign Registry Agreements (Section 21 for .com; Section 3.9 for .net and .org), the VeriSign Registry provides third parties bulk access to the zone files for the .com, .net, and .org TLDs.

Table 3 – gTLD Zone File Access Activity October 2001

Zone file access passwords previous month	364
New zone file access passwords	41
Total zone file access approvals end of reporting month	405

**On July 31, 2001 the total zone file access count was 1,131 under the old Registry agreement. In July a new ICANN Zone File Access agreement was sent out and as of August 31st only 340 had returned the signed agreement and currently have zone access.

4. Completed SRS Software Releases

As required by the ICANN/VeriSign Registry Agreements (Section 21 for .com; Section 3.9 for .net and .org), **Table 4** shows significant releases that have occurred since January 2001. The VeriSign Registry Shared Registration System (SRS) is continually being improved to better meet the needs of accredited registrars.

Table 4 – Completed Shared Registration System Releases

Release Name	Features	Target Date	Complete Date
Multilingual	Start of resolution stage, phase 1.	Dec 00	15 Jan 01
Fairfax 1	Improvements in data integrity and serviceability	Mid February	24 Feb 01
Multilingual	Addition of code points to support European languages	26 Feb 01	26 Feb 01
Multilingual	Start of resolution phase 2	Mid March	19 April 01
Multilingual	Addition of code points to support Southeast Asian and Indian languages	Late March	19 April 01
Multilingual	Addition of code points to support Middle Eastern languages	Apr 01	19 April 01
Nile	User feature improvements including universal blocking required by the new agreements.	28 Sep 01	28 Sep 01
London	Put AMC-ACE-Z into the zones	Jan 2002	****1
Escrow	Data escrow enhancements	31 Oct 01	****2
Core Release 4.0	User features required by the new agreements to include global user id, bulk transfer from one registrar to many, bulk scheduled whois access, continuous bulk whois access for ICANN	19 Jan 2002	****3

VeriSign Registry Monthly Report – October 2001

****1 Delayed to allow registrars increased time to communicate with their customers.

****2 Waiting execution of 3-way agreement between VGRS, ICANN and the escrow service provider.

5. Domain Names Under Sponsorship – Per Registrar

This data will be provided under separate cover.

6. Name Servers Registered – Per Registrar

This data will be provided under separate cover.

7. Domain Names Registered by Registry Operator

There are currently no names registered by VeriSign GRS, other than on a request submitted by a registrar.

8. Whois Service Activity

Table 5 – Total Monthly “Whois” Queries (millions)

	Total Queries	Peak	Avg
Jun-01	645.3	30.8	23.1
Jul-01	627.8	30.8	20.3
Aug-01	595.8	22.4	19.2
Sep-01	519.2	23.3	17.3
Oct-01	478.7	21.4	15.4

9. Monthly Growth Trends

There are three main categories of monthly transactions executed by registrars via the Registry Registrar Protocol (RRP) with the Shared Registration System (SRS):

1. **Query** – This category includes the following transactions: query a domain and query a server.
2. **Write** – This category includes the following transactions: adding a new domain, deleting a domain, modifying a domain name record, renewing a domain, transferring a domain, adding a server, deleting a server and modifying a server record.
3. **Check** – This category includes the following transactions: check a domain and check a server.

Table 6 shows the number of domain name transactions for each of these categories.

Table 7 shows the number of name server transactions for each of these categories.

VeriSign Registry Monthly Report – October 2001

Table 6 – Total Monthly Domain Name Transaction Trend by Category

	Total	Query	%	Write	%	Check	%
May-01	877.4	42.0	4.8%	7.3	0.8%	828.2	94.4%
Jun-01	1,202.4	36.5	3.0%	46.1	3.8%	1,119.8	93.1%
Jul-01	1,577.6	37.4	2.4%	36.6	2.3%	1,503.6	95.3%
Aug-01	1,410.9	32.7	2.3%	67.2	4.8%	1,311.1	92.9%
Sep-01	2,607.0	27.2	1.0%	69.0	2.6%	2,510.8	96.3%
Oct-01	2,524.8	26.6	1.1%	57.9	2.3%	2,440.4	96.7%

(In Millions)

Table 7 – Total Monthly Name Server Transactions by Category

	Total	Query	%	Write	%	Check	%
May-01	9.0	3.0	33.3%	0.8	9.2%	5.2	57.6%
Jun-01	10.9	3.7	33.6%	0.8	7.8%	6.4	58.7%
Jul-01	12.0	5.0	41.4%	0.8	6.3%	6.3	52.3%
Aug-01	9.8	3.5	35.6%	0.9	9.1%	5.4	55.3%
Sep-01	9.8	3.0	31.1%	0.7	6.7%	6.1	62.1%
Oct-01	20.6	12.3	59.6%	0.8	3.7%	7.6	36.7%

(In Millions)

10. Total Number of Transactions by Subcategory by Month

Table 8 shows the number of domain name ‘write’ transactions. **Table 9** shows the number of name server ‘write’ transactions.

Table 8 – Total Monthly Domain Name Write Transactions by Subcategory

	Total	Add	Delete	Modify	Renew	Transfer
May-01	7.3	2.2	0.7	3.4	0.4	0.5
Jun-01	46.1	39.2	1.3	4.0	0.7	0.9
Jul-01	36.6	30.6	1.0	3.8	0.6	0.6
Aug-01	67.2	60.8	1.1	4.1	0.7	0.5
Sep-01	69.0	63.3	1.3	3.4	0.5	0.5
Oct-01	57.9	51.6	1.2	4.0	0.5	0.5

(In Millions)

VeriSign Registry Monthly Report – October 2001

Table 9 – Total Monthly Name Server Write Transactions by Subcategory

	Total	Add	Delete	Modify
May-01	0.83	0.80	0.01	0.02
Jun-01	0.85	0.82	0.01	0.02
Jul-01	0.75	0.71	0.01	0.03
Aug-01	0.89	0.84	0.01	0.03
Sep-01	0.66	0.59	0.05	0.02
Oct-01	0.77	0.69	0.05	0.03

(In Millions)

11. Average Daily Transaction Range (In Millions)

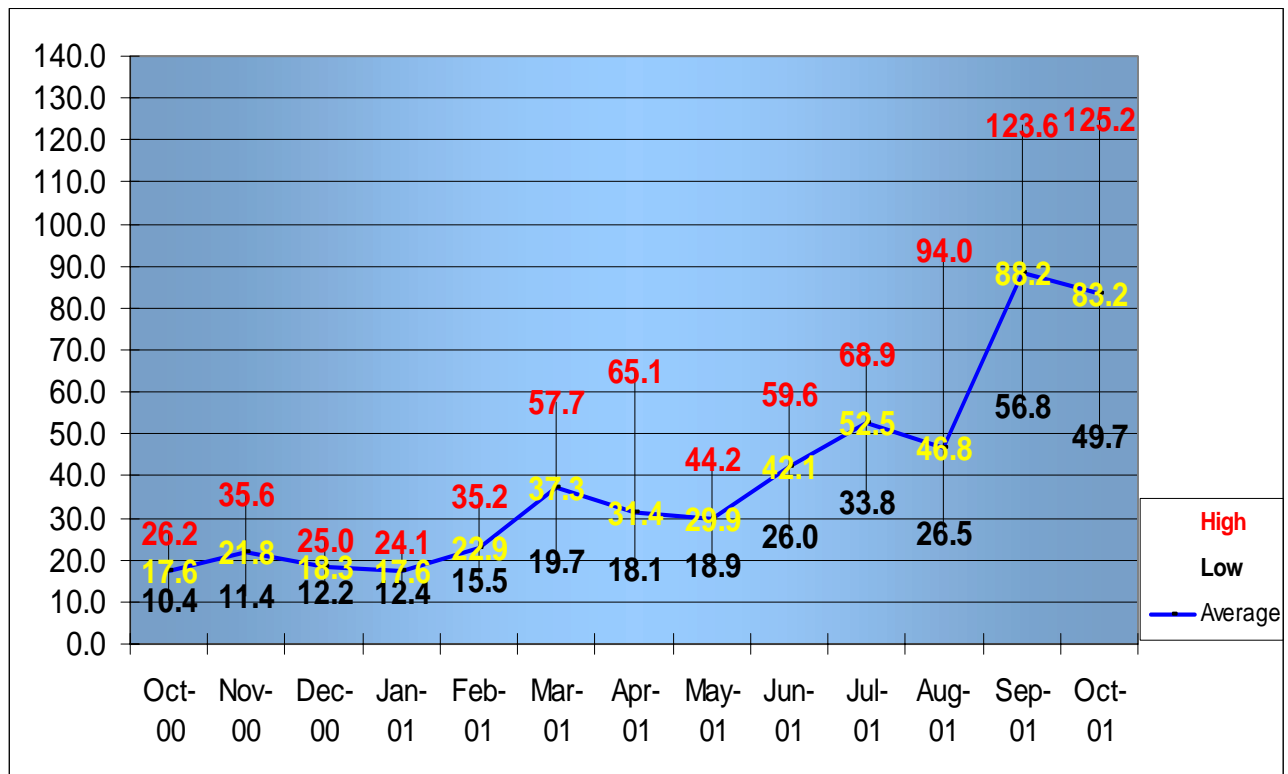


Figure 1 – Average Daily Transaction Range

12. TLD Geographical Registrations Distribution

The VeriSign Registry does not have registrant contact information.

VeriSign Registry Monthly Report – October 2001

13. Other Information

The following information is not required in the ICANN/VeriSign Registry Agreements but is provided as a continuation of data that was provided in monthly reports prior to the effective dates of the current agreements.

Table 10 shows the trend of total monthly transactions (domain names and name servers) for the .com, .net and .org TLDs.

Table 10 – Total Monthly Transactions by Category (In Millions)

	Total	Query	%	Write	%	Check	%
Aug-00	521.1	14.6	2.8%	6.0	1.1%	500.6	96.1%
Sep-00	526.5	15.6	3.0%	7.7	1.5%	503.2	95.6%
Oct-00	525.9	24.1	4.6%	7.7	1.5%	494.1	94.0%
Nov-00	609.2	18.8	3.1%	7.8	1.3%	582.6	95.6%
Dec-00	549.1	20.0	3.6%	8.7	1.6%	520.4	94.8%
Jan-01	520.7	29.2	5.6%	9.0	1.7%	482.5	92.7%
Feb-01	613.2	33.5	5.5%	11.5	1.9%	568.1	92.7%
Mar-01	1,115.4	46.5	4.2%	9.8	0.9%	1,059.1	95.0%
Apr-01	899.6	34.0	3.8%	8.8	1.0%	856.8	95.2%
May-01	886.4	45.0	5.1%	8.1	0.9%	833.4	94.0%
Jun-01	1,213.3	40.1	3.3%	46.9	3.9%	1,126.2	92.8%
Jul-01	1,589.6	42.3	2.7%	37.4	2.4%	1,509.9	95.0%
Aug-01	1,420.7	36.2	2.5%	68.1	4.8%	1,316.5	92.7%
Sep-01	2,616.8	30.2	1.2%	69.7	2.7%	2,516.9	96.2%
Oct-01	2,545.4	38.9	1.5%	58.6	2.3%	2,447.9	96.2%

Figure 2 displays the monthly growth trend in total Registry transactions (domain names and name servers) in millions for the .com, .net and .org TLDs.

VeriSign Registry Monthly Report – October 2001

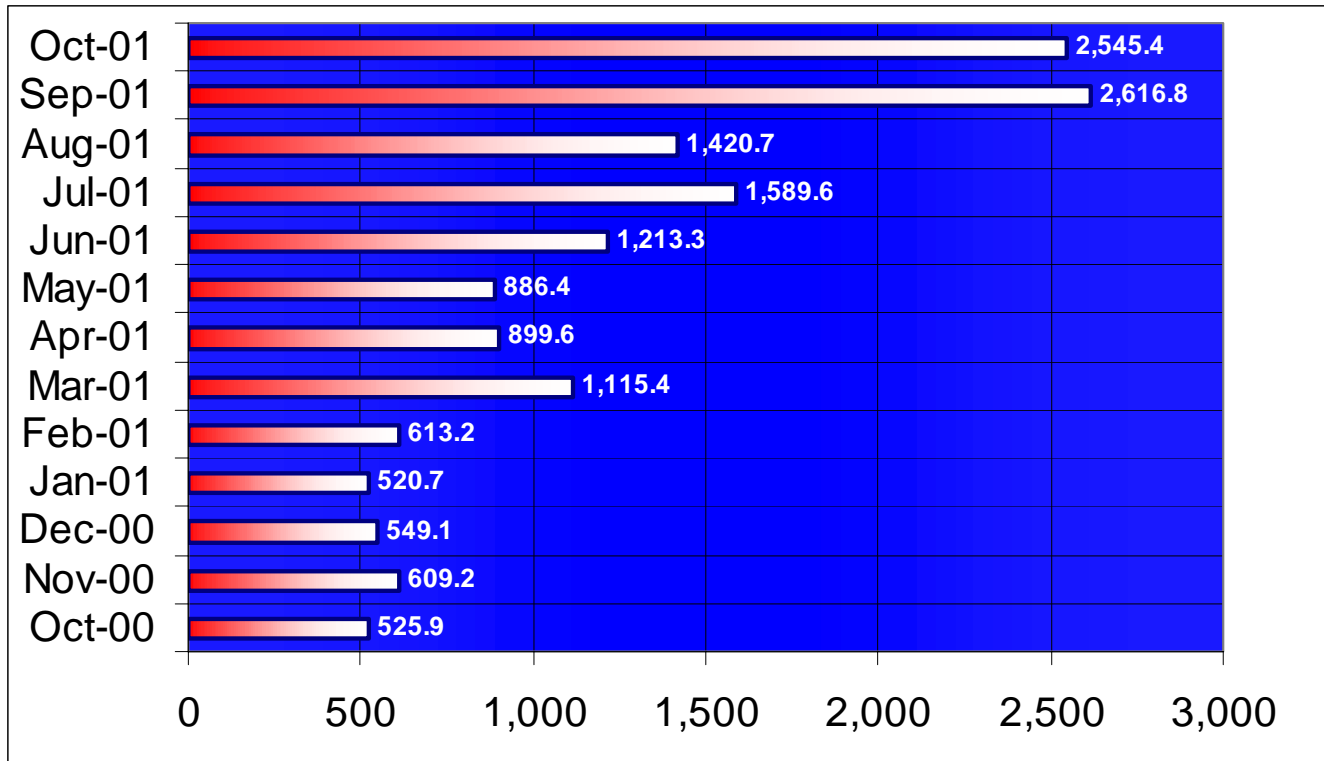


Figure 2 – Total Transactions by Month

Figure 3 shows the percent of second-level domain names registered in each of the .com, .net and .org gTLDs as of the end of the current reporting month.

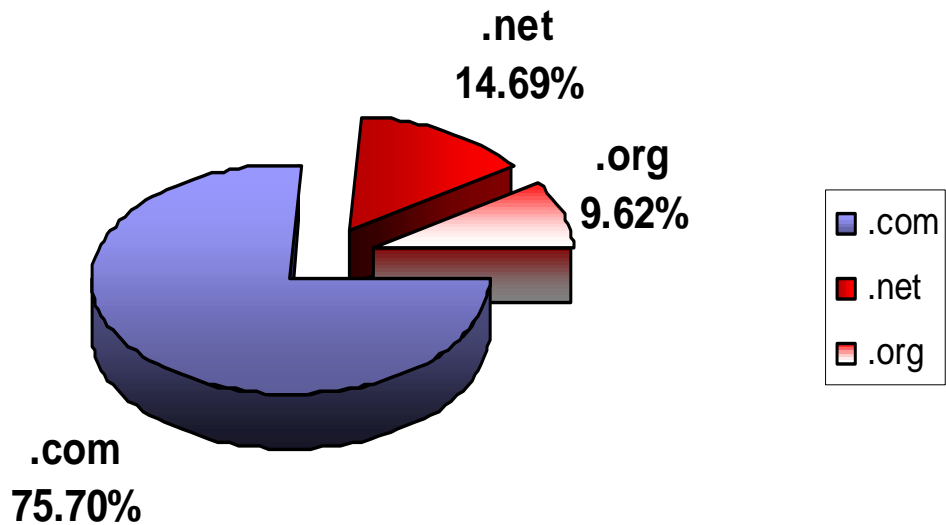


Figure 3 – TLD Registrations Distribution –October 31, 2001

The following information is provided as required by the ICANN/VeriSign Registry Agreements (.com, Section 8; .net and .org, Section 3.15; and requirements 5 and 6 in Appendix T for all three agreements). As stated in Appendix T, the following information "shall be kept confidential by ICANN until three months after the end of the month to which the report relates."

**Total Registrations in the VeriSign Registry Database as of October 31, 2001 and
Name Server Count as of October 31, 2001**

REGISTRAR	COM	NET	ORG	Total Domain Names	Name Servers
1 eNameCo.	11843	3158	2817	17818	318
123 Easy Domain Names dba Signature Domains	25753	14408	3410	43571	302
123 Registration, Inc.	867	158	126	1151	38
1stDomain.net, division of G+D International LLC	9553	1939	1273	12765	853
A Technology Company, Inc. d/b/a namesystem.com	140	29	25	194	9
Abacus America, Inc. dba Names4Ever	98136	16803	10075	125014	3558
ABC Telemedia AG	17286	5856	3557	26699	501
Active ISP ASA	25820	4697	2752	33269	61
Address Creation	2086	300	241	2627	143
Alices Registry, Inc.	4		2	6	0
All West Communications, Inc. d/b/a AW Registry	33733	7567	3739	45039	1195
Alldomains.com Inc.	57711	9622	6003	73336	762
America Online, Inc. dba AOL and/or CompuServe-AOL	2112	908	780	3800	67
BB Online UK Ltd	5245	1006	648	6899	116
Blueberry Hill Comm., Inc. dba 4Domains.com	448	81	72	601	12
BulkRegister.com, Inc.	1329830	208735	116144	1654709	17122
Capital Networks Pty LTD	11210	2427	1138	14775	487
Catalog.com, Inc.	14935	2026	1877	18838	45
Computer Services Langenbach GmbH dba joker.com	235784	55019	25811	316614	4713
ComputerDataNetworks dba shop4domain/netonedomains	2986	228	104	3318	30
CORE Internet Council of Registrars	623644	146197	69620	839461	14085
Corporate Domains, Inc.	194	158	86	438	13
Dada Spa	5820	1528	997	8345	10
Direct Information Pvt. Ltd., d/b/a Directl.com	466	58	38	562	31
Domain Bank, Inc.	195966	28221	15985	240172	2265
Domain Registration Services	44144	5796	4264	54204	1202
Domaininfo AB d/b/a domaininfo.com	22510	5135	3147	30792	1592
DomainPeople, Inc.	104868	16791	9559	131218	2921
DomainRegistry.com, Inc.	8892	1495	1297	11684	284
Domainsite.com, Inc.	9937	1837	1257	13031	80
DomainZoo.com, Inc.	2597	773	479	3849	19
Dotster, Inc.	395751	63876	41746	501373	11095

The following information is provided as required by the ICANN/VeriSign Registry Agreements (.com, Section 8; .net and .org, Section 3.15; and requirements 5 and 6 in Appendix T for all three agreements). As stated in Appendix T, the following information "shall be kept confidential by ICANN until three months after the end of the month to which the report relates."

**Total Registrations in the VeriSign Registry Database as of October 31, 2001 and
Name Server Count as of October 31, 2001**

REGISTRAR	COM	NET	ORG	Total Domain Names	Name Servers
Eastern Communications Co., Ltd.	5058	843	300	6201	108
Easyspace LTD	204617	41015	20493	266125	2111
eMarkmonitor Inc. dba Markmonitor	66	18	15	99	9
EnetRegistry.com Corporation	689	107	55	851	41
eNom, Inc.	430780	58592	33049	522421	2440
EPAG Enter-Price Multimedia AG	23979	10369	6199	40547	219
France Telecom/Transpac	14907	2338	1433	18678	303
G.K. Group, L.L.C.	49978	9363	6608	65949	1552
Gabia, Inc.	95106	17846	6167	119119	3876
GANDI	193907	50541	38717	283165	9896
Global Media Online, Inc	152733	34868	12632	200233	11777
Globedom Datenkommunikations GmbH	461	161	63	685	23
Go Daddy Software, Inc.	309444	56505	36362	402311	7483
HANGANG Systems, Inc. d/b/a doregi.com	79276	19177	4571	103024	7678
I.D.R. Internet Domain Registry Ltd.	1356	40	37	1433	8
iHoldings.com, Inc. d/b/a Dotregistrar.com	319998	42141	17339	379478	2510
Innerwise, Inc. d/b/a ItsYourDomain.com	176349	23212	13755	213316	2409
InterAccess Co.	1464	236	235	1935	33
Interactive Telecom Network, Inc.	2159	242	26	2427	6
Intercosmos Media Group, Inc	218225	31143	18751	268119	3550
Interdomain, S.A.	16843	1683	1211	19737	244
Internet Domain Registrars	626410	108588	53387	788385	5024
Key-Systems GmbH	2908	905	485	4298	298
Melbourne IT, Ltd. d/b/a Internet Names Worldwide	1131560	194421	108865	1434846	9294
Mr.DomReg.com Inc.	1074	927	252	2253	60
NAMEBAY	8244	1761	1220	11225	119
NameEngine, Inc.	4420	1155	885	6460	88
NameScout Corp	10148	1368	879	12395	101
NamesDirect.Com, Inc.	54758	10211	7222	72191	764
NameSecure.com	203233	33226	22928	259387	652
NameTree, Inc.	16		1	17	0
Netbenefit PLC aka NetNames	7116	1903	1357	10376	12
Netpia.com, Inc.	104545	20799	6152	131496	2266
Network Solutions, Inc.	10865257	2187203	1661901	14714361	414983
Nominalia Internet S.L.	1767	394	281	2442	318

The following information is provided as required by the ICANN/VeriSign Registry Agreements (.com, Section 8; .net and .org, Section 3.15; and requirements 5 and 6 in Appendix T for all three agreements). As stated in Appendix T, the following information "shall be kept confidential by ICANN until three months after the end of the month to which the report relates."

**Total Registrations in the VeriSign Registry Database as of October 31, 2001 and
Name Server Count as of October 31, 2001**

REGISTRAR	COM	NET	ORG	Total Domain Names	Name Servers
NORDNET	23716	2101	1565	27382	66
Omnis Network, LLC	4243	504	440	5187	36
OnlineNIC, Inc. d/b/a China-channel.com	136556	19022	3642	159220	2676
Parava Networks Inc dba RegistrareYa.com nAAme.com	19335	3954	2505	25794	325
pAsia, Inc.	3009	631	268	3908	189
Primus Telco Pty Ltd dba PrimusDomain/PlanetDomain	2097	468	278	2843	211
PSI-Japan, Inc.	25257	4964	1942	32163	3891
register.com, Inc.	2629641	550401	351856	3531898	51570
Registration Technologies, Inc.	58	18	5	81	4
Research Institute for Computer Science, Inc.	427	93	37	557	57
Schlund+Partner AG	258971	94642	51192	404805	252
Secura GmbH	3315	1250	738	5303	90
Speednames, Inc.	36957	10773	6143	53873	176
Stargate Communications, Inc.	92720	15997	9138	117855	1482
Talk.com	8	1	1	10	2
The Name It Corporation dba aitdomains.com	83382	12651	7743	103776	1579
The Registry at Info Avenue d/b/a IA Registry	45464	4359	2923	52746	150
TierraNet, Inc. d/b/a DomainDiscover	240955	45013	24086	310054	4013
TLDs, Inc. dba SRSplus	1496	411	245	2152	20
TotalRegistrations	11740	2549	1263	15552	248
Tucows, Inc.	2116529	381019	229801	2727349	51831
Virtual Internet UK Ltd.	1553	283	151	1987	6
Web Express, Inc.	995	165	99	1259	16
World-Net	4184	1033	684	5901	24
Xin Net Corp.	75799	13826	2772	92397	1813
YesNIC Co. Ltd.	121979	28554	7338	157871	9234
TOTALS	24,559,508	4,764,815	3,119,757	32,444,080	684,145