



# **Registry Operator's MONTHLY REPORT**

**January 2002**

**Prepared: February 19, 2002**

**VeriSign Global Registry Services  
21345 Ridgetop Circle  
Dulles, VA 20166-6503**

## VeriSign Registry Monthly Report –January 2002

As required by the ICANN/VeriSign Registry Agreements (Section 8 for .com; Section 3.15 for .net and .org), this report provides an overview of VeriSign Registry activity through the end of the reporting month. The information is primarily presented in table and chart format with text explanations as deemed necessary. The information is provided in the order as listed in *Appendix T* of the Registry Agreements. Pursuant to the agreements, "...items 5 - 12 shall be kept confidential by ICANN until three months after the end of the month to which the report relates."

Information is organized as follows:

1. Accredited Registrar Status .....	3
Table 1 – Accredited Registrar Status –January 2002 .....	3
2. Service Level Agreement Performance.....	3
Table 2 – Service Level Agreement Performance –January 2002 .....	3
3. TLD Zone File Access Activity .....	4
Table 3 – gTLD Zone File Access Activity January 2002.....	4
4. Completed SRS Software Releases .....	4
5. Domain Names Under Sponsorship – Per Registrar .....	5
6. Name Servers Registered – Per Registrar.....	5
7. Domain Names Registered by Registry Operator .....	5
8. Whois Service Activity .....	6
Table 5 – Total Monthly “Whois” Queries (millions) .....	6
9. Monthly Growth Trends .....	6
Table 6 – Total Monthly Domain Name Transaction Trend by Category (millions) .....	6
Table 7 –Total Monthly Name Server Transactions by Category (millions).....	7
10. Total Number of Transactions by Subcategory by Month .....	7
Table 9 - Total Monthly Name Server Write Transactions by Subcategory (millions)..	7
11. Average Daily Transaction Range (In Millions) .....	8
Figure 1 – Average Daily Transaction Range.....	8
12. TLD Geographical Registrations Distribution .....	8
13. Other Information.....	8
Table 10 – Total Monthly Transactions by Category (In Millions).....	9
Figure 2 – Total Transactions by Month.....	10
Figure 3 – TLD Registrations Distribution –January 31, 2002.....	10

## VeriSign Registry Monthly Report –January 2002

### 1. Accredited Registrar Status

**Table 1** displays the current number and status of the ICANN accredited registrars. The registrars are grouped into three categories:

1. **Operational Registrars:** Those who have authorized access into the Shared Registration System (SRS) for processing domain name registrations.
2. **Registrars In The Ramp-Up Period:** Those who have received a password to access the Registry operational test and evaluation (OT&E) environment. The OT&E environment is provided to allow registrars to develop and test their systems with the SRS.
3. **Registrars In The Pre-Ramp-Up Period:** Those who have been sent a welcome letter from the VeriSign Registry but have not yet executed the Registry Confidentiality Agreement and/or have not yet submitted a completed Registrar Information Sheet. In most cases registrars are sent welcome letters via overnight express mail on the same day accreditation notification is received from ICANN.

**Table 1 – Accredited Registrar Status –January 2002**

Status	# of Registrars
Operational Registrars	97
Registrars In Ramp-Up Period	43
Registrars In Pre-Ramp-Up Period	32
<b>Total</b>	<b>172</b>

### 2. Service Level Agreement Performance

**Table 2** compares Service Level Agreement (SLA) Requirements with Actual Performance for the reporting month. As required by the ICANN/VeriSign Registry Agreements (Section 21 for .com; Section 3.3 for .net and .org), the VeriSign Registry is committed to provide service levels as specified in Appendix D of the agreements and to comply with the requirements of the SLA in Appendix E of the agreements. The SLA is incorporated into the VeriSign Registry Registrar Agreement that is executed with all operational registrars. **Note:** *The SLA permits two 12-hour windows per year to perform major upgrades.*

**Table 2 – Service Level Agreement Performance –January 2002**

Metric	SLA Requirement	Actual Performance
Total outage	8 hours	<b>1 hours 27 minutes</b>
Unplanned outage	4 hours	<b>0 hours 00 minutes</b>
Check domain average	3 seconds	<b>.01 seconds</b>
Add domain average	5 seconds	<b>.01 seconds</b>

## VeriSign Registry Monthly Report –January 2002

### 3. TLD Zone File Access Activity

**Table 3** summarizes the zone file access activity for the current reporting month. As required by the ICANN/VeriSign Registry Agreements (Section 21 for .com; Section 3.9 for .net and .org), the VeriSign Registry provides third parties bulk access to the zone files for the .com, .net, and .org TLDs.

**Table 3 – gTLD Zone File Access Activity January 2002**

Zone file access passwords previous month	<b>469</b>
New zone file access passwords	37
Total zone file access approvals end of reporting month	<b>506</b>

\*\*On July 31, 2001 the total zone file access count was 1,131 under the old Registry agreement. In July a new ICANN Zone File Access agreement was sent out and as of August 31st only 340 had returned the signed agreement and currently have zone access.

### 4. Completed SRS Software Releases

As required by the ICANN/VeriSign Registry Agreements (Section 21 for .com; Section 3.9 for .net and .org), **Table 4** shows significant releases that have occurred since January 2001. The VeriSign Registry Shared Registration System (SRS) is continually being improved to better meet the needs of accredited registrars.

**Table 4 – Completed Shared Registration System Releases**

Release Name	Features	Target Date	Complete Date
Multilingual	Start of resolution stage, phase 1.	Dec 00	15 Jan 01
Fairfax 1	Improvements in data integrity and serviceability	Mid February	24 Feb 01
Multilingual	Addition of code points to support European languages	26 Feb 01	26 Feb 01
Multilingual	Start of resolution phase 2	Mid March	19 April 01
Multilingual	Addition of code points to support Southeast Asian and Indian languages	Late March	19 April 01
Multilingual	Addition of code points to support Middle Eastern languages	Apr 01	19 April 01
Nile	User feature improvements including universal blocking required by the new agreements.	28 Sep 01	28 Sep 01
Escrow	Data escrow enhancements	31 Oct 01	14 Dec 01
Core Release 4.0	User features required by the new agreements to include global user id, bulk transfer from one registrar to many.	19 Jan 2002	19 Jan 2002

## VeriSign Registry Monthly Report –January 2002

Release Name	Features	Target Date	Complete Date
Core Release 4.1	Support of IPv.6, exclusion of orphan A records from gTLD zones, and minor enhancements for performance	15 May 2002	

### 5. Domain Names Under Sponsorship – Per Registrar

This data will be provided under separate cover.

### 6. Name Servers Registered – Per Registrar

This data will be provided under separate cover.

### 7. Domain Names Registered by Registry Operator

Per the requirements of the .com registry agreement Section 24.B and the .net/.org registry agreements Section 3.6.2, as of 31 December 2001, the following names should be in Appendix X:

Verisign Global Registry Services THE-VERISIGN-COM-NET-REGISTRY.COM  
Verisign Global Registry Services THE-VERISIGN-COM-NET-REGISTRY.NET  
Verisign Global Registry Services THE-VERISIGN-COM-NET-REGISTRY.ORG  
Verisign Global Registry Services THE-VERISIGN-REGISTRY.COM  
Verisign Global Registry Services THE-VERISIGN-REGISTRY.NET  
Verisign Global Registry Services THE-VERISIGN-REGISTRY.ORG  
Verisign Global Registry Services THEVERISIGNREGISTRY.COM  
Verisign Global Registry Services THEVERISIGNREGISTRY.NET  
Verisign Global Registry Services THEVERISIGNREGISTRY.ORG  
Verisign Global Registry Services VCNR.COM  
Verisign Global Registry Services VCNR.NET  
Verisign Global Registry Services VCNR.ORG  
Verisign Global Registry Services VERISIGN-COM-NET-REGISTRY.COM  
Verisign Global Registry Services VERISIGN-COM-NET-REGISTRY.NET  
Verisign Global Registry Services VERISIGN-COM-NET-REGISTRY.ORG  
Verisign Global Registry Services VERISIGNCNR.COM  
Verisign Global Registry Services VERISIGNCNR.NET  
Verisign Global Registry Services VERISIGNCNR.ORG  
Verisign Global Registry Services VRSN-CNR.COM  
Verisign Global Registry Services VRSN-CNR.NET  
Verisign Global Registry Services VRSN-CNR.ORG  
Verisign Global Registry Services VRSN-COM-NET-REGISTRY.COM  
Verisign Global Registry Services VRSN-COM-NET-REGISTRY.NET  
Verisign Global Registry Services VRSN-COM-NET-REGISTRY.ORG  
Verisign Global Registry Services VRSNCNR.COM  
Verisign Global Registry Services VRSNCNR.NET  
Verisign Global Registry Services VRSNCNR.ORG  
Verisign Global Registry Services VRSNCOMNETREGISTRY.COM  
Verisign Global Registry Services VRSNCOMNETREGISTRY.NET

## VeriSign Registry Monthly Report –January 2002

Verisign Global Registry Services VRSNCOMNETREGISTRY.ORG

### 8. Whois Service Activity

**Table 5 – Total Monthly “Whois” Queries (millions)**

	Total Queries	Peak	Avg
<b>Jun-01</b>	<b>645.3</b>	30.8	23.1
<b>Jul-01</b>	<b>627.8</b>	30.8	20.3
<b>Aug-01</b>	<b>595.8</b>	22.4	19.2
<b>Sep-01</b>	<b>519.2</b>	23.3	17.3
<b>Oct-01</b>	<b>478.7</b>	21.4	15.4
<b>Nov-01</b>	<b>460.1</b>	27.1	15.3
<b>Dec-01</b>	<b>739.0</b>	29.3	23.8
<b>Jan-02</b>	<b>740.3</b>	39.8	23.9

### 9. Monthly Growth Trends

**There are** three main categories of monthly transactions executed by registrars via the Registry Registrar Protocol (RRP) with the Shared Registration System (SRS):

1. **Query** – This category includes the following transactions: query a domain and query a server.
2. **Write** – This category includes the following transactions: adding a new domain, deleting a domain, modifying a domain name record, renewing a domain, transferring a domain, adding a server, deleting a server and modifying a server record.
3. **Check** – This category includes the following transactions: check a domain and check a server.

**Table 6** shows the number of domain name transactions for each of these categories.

**Table 7** shows the number of name server transactions for each of these categories.

**Table 6 – Total Monthly Domain Name Transaction Trend by Category (millions)**

	Total	Query	%	Write	%	Check	%
<b>May-01</b>	877.4	42.0	4.8%	7.3	0.8%	828.2	94.4%
<b>Jun-01</b>	1,202.4	36.5	3.0%	46.1	3.8%	1,119.8	93.1%
<b>Jul-01</b>	1,577.6	37.4	2.4%	36.6	2.3%	1,503.6	95.3%
<b>Aug-01</b>	1,410.9	32.7	2.3%	67.2	4.8%	1,311.1	92.9%
<b>Sep-01</b>	2,607.0	27.2	1.0%	69.0	2.6%	2,510.8	96.3%
<b>Oct-01</b>	2,524.8	26.6	1.1%	57.9	2.3%	2,440.4	96.7%
<b>Nov-01</b>	3,627.0	27.8	0.8%	210.3	5.8%	3,388.9	93.4%
<b>Dec-01</b>	4,069.9	42.8	1.1%	428.5	10.5%	3,598.5	88.4%

## VeriSign Registry Monthly Report –January 2002

	Total	Query	%	Write	%	Check	%
Jan-02	3,478.5	39.8	1.1%	439.5	12.6%	2,999.2	86.2%

**Table 7 –Total Monthly Name Server Transactions by Category (millions)**

	Total	Query	%	Write	%	Check	%
May-01	9.0	3.0	33.3%	0.8	9.2%	5.2	57.6%
Jun-01	10.9	3.7	33.6%	0.8	7.8%	6.4	58.7%
Jul-01	12.0	5.0	41.4%	0.8	6.3%	6.3	52.3%
Aug-01	9.8	3.5	35.6%	0.9	9.1%	5.4	55.3%
Sep-01	9.8	3.0	31.1%	0.7	6.7%	6.1	62.1%
Oct-01	20.6	12.3	59.6%	0.8	3.7%	7.6	36.7%
Nov-01	32.6	12.7	38.9%	0.6	1.9%	19.3	59.2%
Dec-01	26.7	11.4	42.6%	0.5	1.9%	14.8	55.5%
Jan-02	28.4	14.7	52.0%	0.6	2.0%	13.0	46.0%

## 10. Total Number of Transactions by Subcategory by Month

**Table 8** shows the number of domain name ‘write’ transactions. **Table 9** shows the number of name server ‘write’ transactions.

**Table 8 – Total Monthly Domain Name Write Transactions by Subcategory (millions)**

	Total	Add	Delete	Modify	Renew	Transfer
May-01	7.3	2.2	0.7	3.4	0.4	0.5
Jun-01	46.1	39.2	1.3	4.0	0.7	0.9
Jul-01	36.6	30.6	1.0	3.8	0.6	0.6
Aug-01	67.2	60.8	1.1	4.1	0.7	0.5
Sep-01	69.0	63.3	1.3	3.4	0.5	0.5
Oct-01	57.9	51.6	1.2	4.0	0.5	0.5
Nov-01	210.3	203.3	1.7	4.3	0.5	0.5
Dec-01	428.5	419.5	1.6	6.3	0.5	0.6
Jan-02	439.5	428.6	1.1	8.2	0.7	0.8

**Table 9 - Total Monthly Name Server Write Transactions by Subcategory (millions)**

	Total	Add	Delete	Modify
May-01	0.83	0.80	0.01	0.02
Jun-01	0.85	0.82	0.01	0.02
Jul-01	0.75	0.71	0.01	0.03
Aug-01	0.89	0.84	0.01	0.03

## VeriSign Registry Monthly Report –January 2002

	Total	Add	Delete	Modify
Sep-01	0.66	0.59	0.05	0.02
Oct-01	0.77	0.69	0.05	0.03
Nov-01	0.62	0.56	0.02	0.04
Dec-01	0.50	0.44	0.02	0.04
Jan-02	0.57	0.52	0.01	0.04

### 11. Average Daily Transaction Range (In Millions)

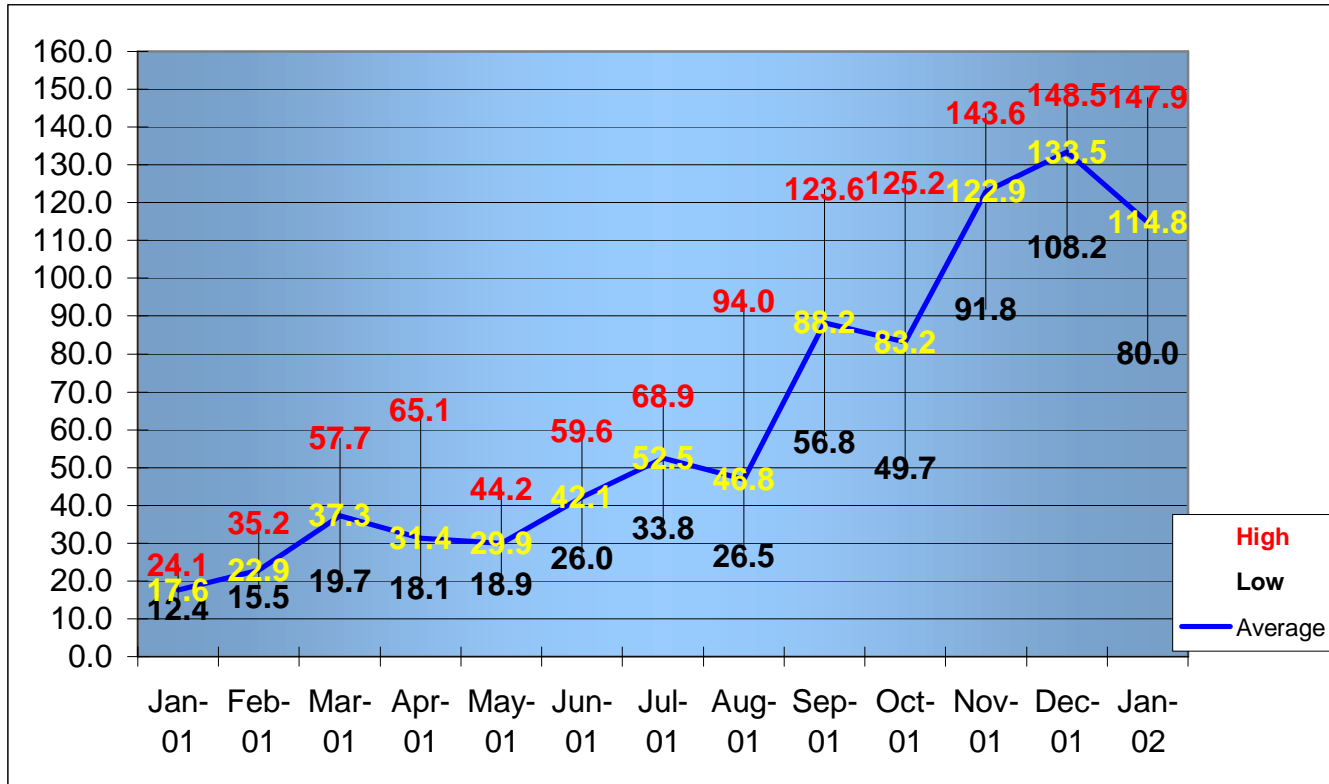


Figure 1 – Average Daily Transaction Range

### 12. TLD Geographical Registrations Distribution

The VeriSign Registry does not have registrant contact information.

### 13. Other Information

The following information is not required in the ICANN/VeriSign Registry Agreements but is provided as a continuation of data that was provided in monthly reports prior to the effective dates of the current agreements.



## VeriSign Registry Monthly Report –January 2002

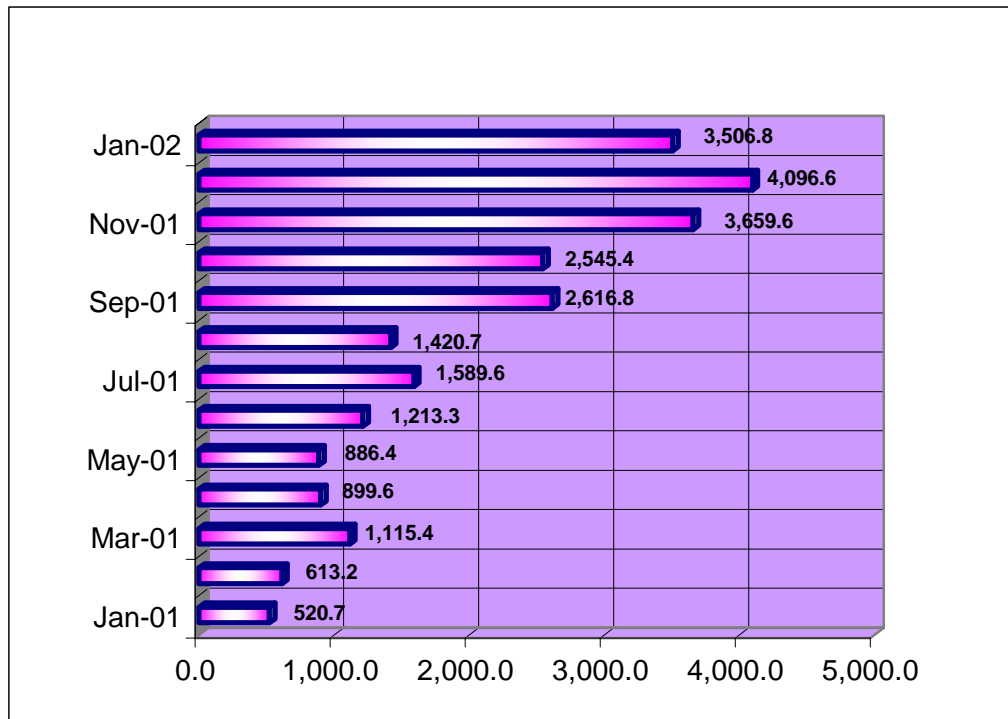
**Table 10** shows the trend of total monthly transactions (domain names and name servers) for the .com, .net and .org TLDs.

**Table 10 – Total Monthly Transactions by Category (In Millions)**

	<b>Total</b>	<b>Query</b>	<b>%</b>	<b>Write</b>	<b>%</b>	<b>Check</b>	<b>%</b>
<b>Aug-00</b>	521.1	14.6	2.8%	6.0	1.1%	500.6	96.1%
<b>Sep-00</b>	526.5	15.6	3.0%	7.7	1.5%	503.2	95.6%
<b>Oct-00</b>	525.9	24.1	4.6%	7.7	1.5%	494.1	94.0%
<b>Nov-00</b>	609.2	18.8	3.1%	7.8	1.3%	582.6	95.6%
<b>Dec-00</b>	549.1	20.0	3.6%	8.7	1.6%	520.4	94.8%
<b>Jan-01</b>	520.7	29.2	5.6%	9.0	1.7%	482.5	92.7%
<b>Feb-01</b>	613.2	33.5	5.5%	11.5	1.9%	568.1	92.7%
<b>Mar-01</b>	1,115.4	46.5	4.2%	9.8	0.9%	1,059.1	95.0%
<b>Apr-01</b>	899.6	34.0	3.8%	8.8	1.0%	856.8	95.2%
<b>May-01</b>	886.4	45.0	5.1%	8.1	0.9%	833.4	94.0%
<b>Jun-01</b>	1,213.3	40.1	3.3%	46.9	3.9%	1,126.2	92.8%
<b>Jul-01</b>	1,589.6	42.3	2.7%	37.4	2.4%	1,509.9	95.0%
<b>Aug-01</b>	1,420.7	36.2	2.5%	68.1	4.8%	1,316.5	92.7%
<b>Sep-01</b>	2,616.8	30.2	1.2%	69.7	2.7%	2,516.9	96.2%
<b>Oct-01</b>	2,545.4	38.9	1.5%	58.6	2.3%	2,447.9	96.2%
<b>Nov-01</b>	3,659.6	40.5	1.1%	210.9	5.8%	3,408.3	93.1%
<b>Dec-01</b>	4,096.6	54.2	1.3%	429.0	10.5%	3,613.3	88.2%
<b>Jan-02</b>	3,506.8	54.5	1.6%	440.1	12.5%	3,012.2	85.9%

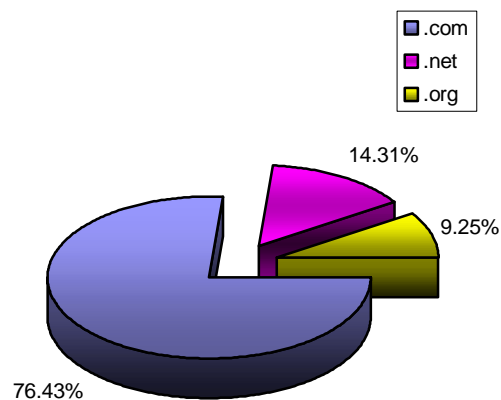
## VeriSign Registry Monthly Report –January 2002

**Figure 2** displays the monthly growth trend in total Registry transactions (domain names and name servers) in millions for the .com, .net and .org TLDs.



**Figure 2 – Total Transactions by Month (In millions)**

**Figure 3** shows the percent of second-level domain names registered in each of the .com, .net and .org gTLDs as of the end of the current reporting month.



**Figure 3 – TLD Registrations Distribution –January 31, 2002**

The following information is provided as required by the ICANN/VeriSign Registry Agreements (.com, Section 8; .net and .org, Section 3.15; and requirements 5 and 6 in Appendix T for all three agreements). As stated in Appendix T, the following information "shall be kept confidential by ICANN until three months after the end of the month to which the report relates."

**Total Registrations in the VeriSign Registry Database and Name Server Count as of January 31, 2002**

REGISTRAR	COM	NET	ORG	Total Domain Names	Name Servers
007Names, Inc.	1,140	200	117	1,457	24
1 Domain Names International, Inc. d/b/a 1dni.com	212	40	27	279	2
1 eNameCo.	12,794	2,862	2,526	18,182	400
123 Easy Domain Names dba Signature Domains	22,998	12,211	3,478	38,687	324
123 Registration, Inc.	1,505	309	217	2,031	46
1stDomain.net, division of G+D International LLC	10,517	2,136	1,405	14,058	951
A Technology Company, Inc. d/b/a namesystem.com	149	30	26	205	9
Abacus America, Inc. dba Names4Ever	102,848	17,489	10,718	131,055	3,762
ABC Telemedia AG	23,099	7,995	4,632	35,726	662
Active ISP ASA	28,034	5,088	2,926	36,048	70
Address Creation	3,227	465	383	4,075	176
Alices Registry, Inc.	8	2	5	15	3
All West Communications, Inc. d/b/a AW Registry	32,917	7,243	3,680	43,840	1,302
Alldomains.com Inc.	64,536	10,612	6,732	81,880	906
America Online, Inc. dba AOL and/or CompuServe-AOL	2,214	955	806	3,975	71
Ascio Technologies, Inc.	52,530	14,766	8,391	75,687	263
BB Online UK Ltd	6,351	1,250	771	8,372	147
Blueberry Hill Comm., Inc. dba 4Domains.com	1,264	208	162	1,634	25
BookMyName SAS	5,018	1,122	763	6,903	67
BulkRegister.com, Inc.	1,285,835	204,205	115,973	1,606,013	19,079
Capital Networks Pty LTD	20,202	3,502	1,676	25,380	828
Catalog.com, Inc.	17,808	2,336	2,232	22,376	54
Computer Services Langenbach GmbH dba joker.com	290,134	68,129	32,459	390,722	6,598
ComputerDataNetworks dba shop4domain/netonedomains	4,201	259	121	4,581	30
CORE Internet Council of Registrars	534,630	125,786	61,794	722,210	14,320
Corporate Domains, Inc.	300	183	104	587	17
Dada Spa	6,016	1,564	1,012	8,592	13
Direct Information Pvt. Ltd., dba Directl.com	3,136	362	290	3,788	119
Domain Bank, Inc.	189,482	27,257	15,804	232,543	2,429
Domain Registration Services	43,144	5,887	4,425	53,456	1,379

The following information is provided as required by the ICANN/VeriSign Registry Agreements (.com, Section 8; .net and .org, Section 3.15; and requirements 5 and 6 in Appendix T for all three agreements). As stated in Appendix T, the following information "shall be kept confidential by ICANN until three months after the end of the month to which the report relates."

**Total Registrations in the VeriSign Registry Database and Name Server Count as of January 31, 2002**

<b>REGISTRAR</b>	<b>COM</b>	<b>NET</b>	<b>ORG</b>	<b>Total Domain Names</b>	<b>Name Servers</b>
DomainDiscover	275,259	51,847	28,742	355,848	5,069
Domaininfo AB d/b/a domaininfo.com	23,571	5,546	3,427	32,544	1,834
DomainPeople, Inc.	111,292	17,217	10,039	138,548	3,465
DomainRegistry.com, Inc.	8,556	1,433	1,256	11,245	306
Domainsite.com, Inc.	11,662	2,073	1,491	15,226	106
DomainZoo.com, Inc.	4,000	1,407	809	6,216	39
Dotster, Inc.	421,633	67,522	45,715	534,870	14,026
Eastern Communications Co., Ltd.	5,882	908	401	7,191	122
Easyspace LTD	213,297	42,384	21,195	276,876	2,309
eMarkmonitor Inc. dba Markmonitor	1,193	243	219	1,655	32
EnetRegistry.com Corporation	665	99	55	819	40
eNom, Inc.	537,746	73,098	43,092	653,936	7,644
EPAG Enter-Price Multimedia AG	30,717	12,724	7,855	51,296	243
G.K. Group, L.L.C.	57,558	10,540	7,184	75,282	1,997
Gabia, Inc.	102,653	20,382	6,852	129,887	5,126
GANDI	208,299	52,569	41,246	302,114	11,756
Global Media Online, Inc	160,921	36,436	13,008	210,365	13,743
Globedom Datenkommunikations GmbH	894	284	139	1,317	61
Go Daddy Software, Inc.	456,057	81,215	51,875	589,147	12,847
HANGANG Systems, Inc. d/b/a doregi.com	85,458	20,126	4,793	110,377	8,341
I.D.R. Internet Domain Registry Ltd.	3,934	84	88	4,106	19
iHoldings.com, Inc. d/b/a Dotregistrar.com	377,672	51,167	21,748	450,587	3,390
Innerwise, Inc. d/b/a ItsYourDomain.com	207,762	27,457	16,343	251,562	3,064
InterAccess Co.	1,611	356	358	2,325	37
Interactive Telecom Network, Inc.	2,182	248	26	2,456	6
Intercosmos Media Group, Inc	329,865	44,826	26,429	401,120	6,521
Interdomain, S.A.	23,933	2,647	1,685	28,265	366
Internet Domain Registrars	568,889	101,480	49,120	719,489	5,121
Key-Systems GmbH	4,799	1,642	970	7,411	471
Melbourne IT, Ltd. d/b/a Internet Names Worldwide	1,205,928	205,953	116,898	1,528,779	10,479
Mr.DomReg.com Inc.	1,426	989	280	2,695	69
NAMEBAY	15,455	2,858	1,933	20,246	246
NameEngine, Inc.	4,919	1,338	1,062	7,319	101
NameScout Corp	19,712	2,824	1,830	24,366	209

The following information is provided as required by the ICANN/VeriSign Registry Agreements (.com, Section 8; .net and .org, Section 3.15; and requirements 5 and 6 in Appendix T for all three agreements). As stated in Appendix T, the following information "shall be kept confidential by ICANN until three months after the end of the month to which the report relates."

### Total Registrations in the VeriSign Registry Database and Name Server Count as of January 31, 2002

REGISTRAR	COM	NET	ORG	Total Domain Names	Name Servers
NamesDirect.Com, Inc.	66,049	12,448	8,722	87,219	1,090
NameSecure.com	190,868	31,552	21,978	244,398	761
NameTree, Inc.	15		1	16	0
Netbenefit PLC aka NetNames	10,150	2,764	1,978	14,892	17
Neteka, Inc	2		1	3	0
Netpia.com, Inc.	100,813	20,321	6,077	127,211	2,676
Network Solutions, Inc.	10,376,464	2,028,248	1,520,255	13,924,967	423,448
Nominalia Internet S.L.	1,769	395	282	2,446	319
NORDNET	49,595	3,060	2,319	54,974	83
Omnis Network, LLC	4,871	593	530	5,994	124
OnlineNIC, Inc. d/b/a China-channel.com	160,479	22,404	5,100	187,983	3,380
Parava Networks Inc dba RegistratYa.com nAAme.com	21,088	4,610	2,670	28,368	401
pAsia, Inc.	3,004	631	268	3,903	193
Primus Telco Pty Ltd dba PrimusDomain/PlanetDomain	3,942	799	454	5,195	354
PSI-Japan, Inc.	26,468	5,192	2,004	33,664	4,214
R&K GlobalBusinessServices, Inc. dba 000Domains.com	81	5	2	88	2
register.com, Inc.	2,397,030	432,669	269,514	3,099,213	56,767
Registration Technologies, Inc.	244	53	115	412	11
Research Institute for Computer Science, Inc.	35	7	2	44	41
Schlund+Partner AG	290,171	104,119	56,605	450,895	395
Secura GmbH	3,671	1,156	803	5,630	118
Stargate Communications, Inc.	115,844	20,452	11,420	147,716	2,275
Talk.com	8	1	1	10	2
The Name It Corporation dba aitdomains.com	84,186	11,611	7,908	103,705	1,719
The Registry at Info Avenue d/b/a IA Registry	78,996	5,485	3,463	87,944	202
TLDs, Inc. dba SRSplus	7,477	1,759	1,117	10,353	168
TotalRegistrations	15,235	3,466	1,625	20,326	374
Transpac	16,759	2,512	1,655	20,926	339
Tucows, Inc.	2,213,435	398,367	242,473	2,854,275	60,357
Verisign Global Registry Services	10	10	10	30	8
Virtual Internet UK Ltd.	1,627	296	161	2,084	7
Wooho T&C Ltd., d/b/a rgnames.com	69	28	2	99	9
Xin Net Corp.	89,503	15,719	3,146	108,368	2,492
YesNIC Co. Ltd.	135,848	32,182	8,236	176,266	11,417

The following information is provided as required by the ICANN/VeriSign Registry Agreements (.com, Section 8; .net and .org, Section 3.15; and requirements 5 and 6 in Appendix T for all three agreements). As stated in Appendix T, the following information "shall be kept confidential by ICANN until three months after the end of the month to which the report relates."

**Total Registrations in the VeriSign Registry Database and Name Server Count as of January 31, 2002**

REGISTRAR	COM	NET	ORG	Total Domain Names	Name Servers
<b>TOTALS</b>	<b>24,717,455</b>	<b>4,629,289</b>	<b>2,992,715</b>	<b>32,339,459</b>	<b>747,044</b>